



The new
Hyundai ix35


HYUNDAI | NEW THINKING.
NEW POSSIBILITIES.



New Thinking. New Possibilities.

We, at Hyundai, are inspired by the passion to create cars that exceed your expectations. Dedicated to the way things should be, not the way they are. Looking for answers before the questions have been asked. We never stop searching for better solutions that help you get more out of life. It's just the way we are.

What does this mean for you? It means that the Hyundai you drive has been engineered to surprise you with its built-in integrity. To compliment you with its crisply fluid design. To care for you, your family and passengers with its embracing strength, and to minimize its impact on the environment. All of this being the product of new thinking that opens up a world of new possibilities.



Take a closer look

It's not easy to improve on a success story like the ix35. But we have. There's no reason to meddle with the attractive and distinctive "Fluidic Sculpture" design and rugged family SUV stance that has made the ix35 so well received. Instead we searched for specific enhancements, like bi-xenon headlights and new alloy wheels. We also fine-tuned the handling, improved efficiency and added even more safety features. And, being only human, we couldn't resist adding one or two visual enhancements too - just look at those sleek new rear lights.





Between the lines

Defined by flowing sculpture lines, the smoothly contoured bodywork creates an unmistakably confident impression, while the sleek silhouette sits comfortably on the raised SUV platform. Careful attention to design detail is emphasized by new projector headlights with integrated LED daytime running lights, the bold definition of the new rear lights, eye-catching alloy wheels and shark fin style roof antenna. You can sense that the new ix35 is just waiting to be driven.




Bi-xenon headlamps. These optional new headlamps in a crisp, dynamic design provide much brighter light than conventional headlamps.



18" alloy wheel. Stunning 5-spoke twin-slot alloy wheels add an extra degree of elegant sportiness to the new ix35. Stylishly finished in metallic grey.



New LED taillights. Bright, attractive enhancements to the rear aspect of the new ix35. Base models retain non-LED lights.



Shark fin antenna. Specify the navigation system and this sleek "shark fin" antenna replaces the standard unit.

Step inside

Wherever you look you'll be reminded of the expressive exterior design of the ix35. Its "Fluidic Sculpture" theme extends throughout the roomy interior, offering high levels of comfort in high quality materials, for all occupants. Seats are contoured to provide comfortable support especially when cornering, and we've introduced some fine detail enhancements like cup holder illumination.





It all fits perfectly

The distinctive character of the ix35 design is just as evident throughout the interior, where the dashboard and instrument panel are defined by bold, sweeping shapes. Instruments and displays are located for optimal legibility, and all controls are ergonomically positioned for effortless, intuitive control. And we've made sure that fit and finish are both exemplary and inviting. Make yourself at home.



Information display. The new optional instrument cluster includes a 4.2" TFT-LCD menu-controlled screen, displaying information concerning vehicle operational status.



Panorama Sunroof. The powered glass sunroof opens to let in the sun for a great alfresco feeling, and there are also roll out blinds to protect the interior from too much glare.



Navigation system. The new navigation unit has a large full-colour 7" TFT LCD screen. Intuitive controls make it particularly easy to use without distracting the driver's attention.



Stay connected. Take your favourite entertainment with you wherever you drive. The integrated AUX-in and USB connections make it all possible.



Heated steering wheel. A "must have" option for the start of any journey after your ix35 has been parked outside in winter.

You've earned it

Inside the ix35 is a great place to be whether you're driving or being driven. To make this comfortable car even more comfortable you can specify your ix35 with your personal selection of features that help make even the longest journeys a pleasure.



Heated seats. Bringing an extra dimension to the word "comfort", the heating elements embedded in the seats quickly warm you up on the coldest winter morning. Even the rear seat bases are heated.



Light sensor. As darkness descends, or on entering a tunnel, headlights and tail lights are automatically illuminated while driving. Lights are automatically extinguished when light conditions have returned to normal.

Rain sensor. The detection of raindrops on the windscreen-mounted sensor activates the windscreen wipers. The wiper speed is automatically adjusted to cope with the density of the rainfall.



Smart Parking Assist System. Potential parking spaces are measured by sensors and, if big enough, steer the car into the available space. All you need do is control the speed, and you have perfect parallel parking.

We're here to help

Today's driving conditions can be far from ideal. Which is why the ix35 is available with a variety of user-friendly driver assistance systems. All have been developed to make everyday driving a safer and more relaxing experience.



Rear view camera. When reverse gear is selected, the camera feeds a live view of the area behind the car to the 7" TFT LCD navigation screen or the 4.3" TFT LCD audio display.



Parking sensors, front & rear. Discretely located sensors detect and give acoustic warning of potential obstacles while manoeuvring in confined spaces. Visual warnings also appear on the optional new TFT LCD information cluster.



Cruise control. Simply set the speed you want and the car will maintain that speed until you intervene by braking, accelerating or changing gear. The speed limiter function can be set to prevent unintentional speeding.



Room for your ideas

The ix35 has been conceived to help you get more out of life. That means having a reconfigurable interior that's just as versatile as you are. The rear seat backs can be folded down together to create an extremely practical 1436 l load space, or separately in the ratio of 60/40 according to your needs. But even with all seats in use, there's a very respectable 465 l load space under the retractable cover.



Split-fold rear seats. The rear seats are individually foldable so you can carry one or two rear seat passengers and still accommodate lengthy cargoes.



Folded rear seats. Folding down the rear seat backs of your ix35 expands the carrying capacity to 1436 litres.

Relish every drive

The new ix35 banishes boredom from the streets.





Hill-start assist Control (HAC). Starting on hills has never been easier. HAC briefly uses the brakes to stop the ix35 rolling back when moving off.

Downhill Brake Control (DBC). When activated on severe descents, your ix35 moves downhill at a gentle, controlled pace without you having to apply the brakes..



4WD. Off-road, or in extreme driving situations, four driven wheels are better than two. Under normal conditions front wheel drive is more than adequate and more efficient, so the "on demand" 4WD system automatically engages only when required.

Engineered to put a smile on your face

Is driving sometimes a bit of a chore? Not with the new ix35. We've developed technologies that enable you to tune your drive to suit prevailing traffic conditions, terrain or even the way you feel. Plus features that intervene to make hill starts easier, or to maintain control in steep descents. Engines are both powerful - you can have up to 184 PS - and fuel-efficient, the chassis has been engineered to provide a sporty but comfortable ride. Our Motor Driven Power Steering with speed-adaptive characteristics delivers sharper responses, improved feedback and uses less energy. So every drive could put a smile on your face.



Flex Steer. You can programme the sensitivity of the steering to suit conditions or your mood. The "Normal" setting is perfect for everyday driving, "Comfort" is great for a relaxed low speed drive, and "Sport" provides the pin-sharp response you need for your favourite country roads.



Six airbags. Dual front, dual side and dual side-to-rear curtain airbags protect occupants in the event of frontal or side impacts.




Electronic Stability Control. Maintains vehicle control by subtle brake or throttle intervention when sensors detect potential instability when manoeuvring at speed.

Trailer Stability Assistant detects any tendency for a trailer to break out of line and counteracts the sideways movements via the ESC system.

Electronic Brake force Distribution (EBD). Stopping power is maximized by automatically modulating the degree of brake force applied to each wheel, depending on factors such as road conditions, speed and vehicle loading.



Tyre Pressure Monitoring System (TPMS). This provides real-time detection of tyre pressure irregularities, including dangerous sudden deflation. Maintaining correct tyre pressures also ensures lower rolling resistance for better fuel economy.



You're in good hands

On today's roads it's increasingly important to be able to stay out of trouble. Your ix35, with Electronic Stability Control (ESC), is ideally equipped to execute extreme avoidance manoeuvres when necessary, while remaining safely under control. Trailer Stability Assistant is a further development of ESC, providing engine torque reduction and measured brake intervention on individual wheels to prevent a trailer breaking out of control when changing lanes, or in violent crosswinds. Vehicle Stability Management (VSM) regulates the interaction of the steering, stability and braking systems, while Brake Assist System (BAS) increases braking power in an emergency to reduce stopping distances.

The 4WD system in the ix35 (when specified) senses traction loss at the wheel and intervenes by distributing torque to the wheels that do have traction. An extremely useful safety function when driving on partially wet or icy surfaces. Of course, tyres must be correctly inflated at all times, and our Tyre Pressure Monitoring System (TPMS) gives you instant warning of sudden pressure loss via a dashboard display.

Passive safety.

No matter how well you drive, there's no accounting for the road behaviour of others. So, should it come to the worst, it's comforting to know that your ix35 has been built to keep you safe and sound. The combination of impact energy load distribution, a sturdy safety cage and front airbags that adapt their response to the situation, has resulted in the ix35 being awarded the maximum 5-star rating by EuroNCAP.

Active head restraints. Front seat occupants are protected against whiplash injuries by head restraints that protect the head and neck by moving forward to in a rear-end impact.





The power of efficiency

Whether you're a fan of diesel or petrol power, you'll find an ix35 engine that delivers your preferred combination of performance and economy. Our efficient turbocharged common-rail diesel engines deliver high levels of usable torque, while the precise ignition timing of our direct injection petrol units improves fuel efficiency and reduces emissions. Furthermore, our Blue Drive technology with ISG reduces emissions levels without affecting power or performance, resulting in 135g/km* for the diesel 1.7 CRDi.

The following diesel engines are available: a 1.7 CRDi (85 kW/115 PS) and a 2.0 CRDi with either 100 kW/136 PS or 135 kW/184 PS. The established 1.6 GDi (99 kW/135 PS) has now been joined by our new 2.0 GDi (129 kW/166 PS). The ix35 is available with your choice of 6-speed manual transmission or 6-speed automatic with sequential shifting. Our 4WD system can be specified with all 2.0 litre engines.


*CO2 emissions, combined




Blue Drive. This technology has been developed to further reduce emissions and fuel consumption. It includes Intelligent Stop & Go (ISG), which seamlessly switches the engine off and on as necessary when you're stopped at lights or in traffic. It also involves low rolling resistance tyres and super-efficient alternator management.

The choice is yours

Exterior Color



Interior Color & Trim




Wheels



ENGINE	GASOLINE						DIESEL							
	1.6 GDI	blue 1.6 GDI	2.0 GDI			1.7 CRDi	blue 1.7 CRDi	2.0 CRDi (136ps)			2.0 CRDi (184ps)			
Type	6 Speed Manual		6 Speed Manual		6 Speed Automatic		6 Speed Manual		6 Speed Manual		6 Speed Automatic	6 Speed Manual		6 Speed Automatic
Driven Wheels	2WD		2WD	4WD	2WD	4WD	2WD		2WD	4WD	4WD	2WD	4WD	4WD
Displacement (cc)	1,591		1,999			1,685		1,995			1,995			
Max. power	135ps (99kW) / 6,300rpm		166ps (122kW) / 6,200rpm			115ps (85kW) / 4,000rpm		136ps (100kW) / 3,000~4,000rpm		136ps (100kW) / 4,000rpm	184 ps (135 kW) / 4,000rpm			
Max. torque	164.3Nm / 4,850rpm		205Nm / 4,000rpm			260Nm / 1,250~2,750rpm		320Nm / 1,250~2,750rpm		373Nm / 2,000~2,500rpm	383Nm / 1,800~2,500rpm		392Nm / 1,800~2,500rpm	
Cylinders	4 in-line		4 in-line			4 in-line		4 in-line			4 in-line			
SUSPENSION														
Front	MacPherson													
Rear	Multilink													
STEERING														
Type	Motor power assisted, rack and pinion													
DIMENSIONS (mm)														
Overall length (mm)	4,410													
Overall height (mm)	1,655 (1,665: With Roof Rack)													
Overall width (mm)	1,820													
Wheelbase (mm)	2,640													
Wheel tread front - rear (mm)	1,591 (16" wheel) / 1,585 (17"/18" wheel) - 1,592 (16" wheel) / 1,586 (17"/18" wheel)													
Overhang front - rear (mm)	880 - 890													
Cargo area (l)	465 - 1,436													
Fuel tank capacity (l)	58													
PERFORMANCE														
Max speed (km/h)	178	196	195	183	180	173	182	181	182	195	194	195		
Acceleration 0 - 100 km/h (s)	11.1	10.4	10.7	10.4	11.0	12.4	10.8	11.3	12.1	9.4	9.8	9.8		
Braking 100 - 0 km/h (m)	41.3	41.3	39.9	41.3	39.9	41.3	41.3	39.6	39.6	41.3	39.6	39.6		
FUEL CONSUMPTION, CO₂ EMISSION 16"/17" tyre (18" tyre)														
Urban traffic (l/100 km)	8.2	7.5	10.5 (10.6)	10.6 (10.8)	10.8 (10.9)	11.2 (11.4)	6.3 (6.6)	6.0 (6.0)	6.8 (7.0)	6.9 (7.1)	8.6 (8.7)	7.3 (7.3)	7.5 (7.5)	8.8 (8.8)
Extra-urban traffic (l/100 km)	6.0	5.8	6.3 (6.3)	6.5 (6.5)	6.2 (6.4)	6.6 (6.8)	4.8 (5.0)	4.8 (5.0)	4.6 (4.7)	4.7 (4.8)	5.8 (5.9)	5.0 (5.0)	5.0 (5.1)	5.7 (5.8)
Combined (l/100 km)	6.8	6.4	7.8 (7.9)	8.0 (8.1)	7.9 (8.0)	8.3 (8.5)	5.3 (5.6)	5.2 (5.4)	5.4 (5.6)	5.5 (5.7)	6.8 (7.0)	5.8 (5.8)	5.9 (6.0)	6.9 (6.9)
CO ₂ emission, combined (g/km)	158	149	182 (184)	186 (188)	184 (187)	193 (197)	139 (147)	135 (143)	141 (146)	145 (149)	179 (183)	152 (153)	155 (157)	180 (182)

Dimensions

(Unit : mm)





With you all the way

Driving your new ix35 away from the showroom is just the start of a long and happy relationship. We've prepared a number of programmes to make sure that it stays that way.

5 Year Triple Care Unlimited Mileage Warranty

Living proof of our faith and trust in our products is our 5-year new vehicle warranty. You enjoy 5 years carefree driving, 5 years roadside assistance and 5 years annual vehicle health checks to keep your driving trouble-free. All without any mileage restrictions.

MyHyundai

As an owner of a Hyundai, you will have access to this exclusive portal. It opens the door to a world of special offers you won't find anywhere else, the latest news about Hyundai, and it provides a secure zone for the storage of your important vehicle details.

Automatic reminders for servicing and vehicle health checks can also be set here. It all makes owning and driving your Hyundai an enjoyable and hassle-free experience.

Finance

Hyundai can help you finance the purchase of your new Hyundai over periods of up to 5 years. Our finance plans can be very flexible - just ask your dealer for detailed information, and choose the plan that suits you best.

12-year Anti-perforation Warranty

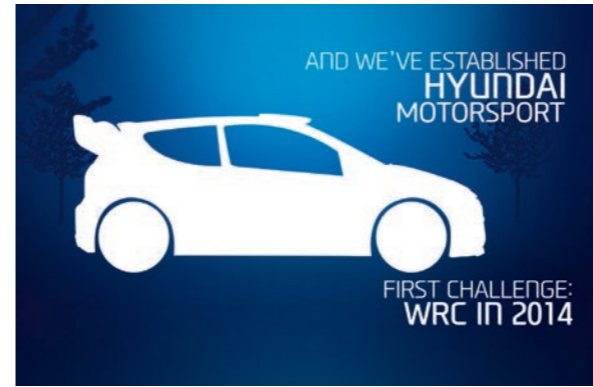
In addition to our 5-year new vehicle warranty, we also provide a 12-year warranty against perforation of the bodywork from the inside.

Hyundai Genuine Accessories

Nothing fits better than a Hyundai Genuine Accessory. They are designed and engineered to enhance the looks and capabilities of your ix35, and meet the rigorous manufacturing standards demanded of all Hyundai products.

Hyundai Genuine Parts

Produced to the same exacting standards as original equipment, our genuine replacement parts are covered by comprehensive warranties.



What's behind the badge?

The philosophy behind the way we design and engineer our cars is explained at the beginning of this brochure. But we'd also like to tell you some-thing about who we are, how committed we are to Europe, and give you some insight into the future.

Size isn't everything.

Our current market share in Europe may not yet appear very impressive, but we continue to enjoy a consistent history of steady growth, which has resulted in an ever-expanding community of satisfied Hyundai owners across the continent. Seen from a global perspective, Hyundai Motor is now the fifth largest automaker, and that means that a vast array of resources can be concentrated on the development of cars that you will want to drive. That's our commitment to you.

Committed to Europe.

One look at our range of cars immediately confirms that we build cars that you will feel at home in. Actually, that should not be surprising: 95% of all new Hyundai cars on European roads have been designed and engineered at the Hyundai Motor Technical Centre in Rüsselsheim, Germany. Many of them have been built at one of our European production facilities. In fact over a quarter of a million people in Europe are proud to be employed by Hyundai. Annually we pay € 1.7 billion in taxes in Europe, we source 72% of our supplies in Europe, to a value of € 3.4 billion, and our sales and distribution network contributes € 2 billion to the European Gross Domestic Product. We're here to stay.

Building on success.

Standing still has never been part of our DNA. We know that to succeed you must create, innovate and constantly raise standards of quality. Our European investment programme has just seen the opening of the Hyundai Test Centre located at the renowned Nürburgring. This provides us with a state-of-the-art facility where our "Accelerated Durability" test procedures - simulating 180,000 km severe driving in just a few weeks - can be put into practice.

Competitive spirit.

We all know the satisfaction of success, especially as the result of dedicated hard work. It's something we can enjoy after the launch of a new car, but it's even more fun when it involves motorsport. And that's the next challenge we've set ourselves. In 2014, our new i20 WRC rally car will emerge from our purpose-built Alzenau motorsport facility into the media glare of the World Rally Championship. It will be tough going but, as in everything else we do, we're determined to succeed.

**Open Files at HMIC
ix35_brochure_32pager
HIGH RES**



Number one.

Not the biggest, but the best! In what is probably Europe's most demanding car market, Germany's authoritative Auto Bild Qualitäts-report ranked Hyundai number one for owner satisfaction in 2010 and 2011. Because we put you first, you put us first. Thank you.



Hyundai Motor Europe
www.hyundai.com/eu

EU. LHD 1309 ENG.
Copyright © 2013 Hyundai Motor Europe. All Rights Reserved.

Note: The Bluetooth brand, logo and word marks are registered trademarks of Bluetooth SIG Inc. The use of these signs by Hyundai Motor Europe or affiliated companies is covered by a license agreement. The iPod brand, logo and word marks are registered trademarks of Apple Inc. All other brands are property of their respective owners.

